
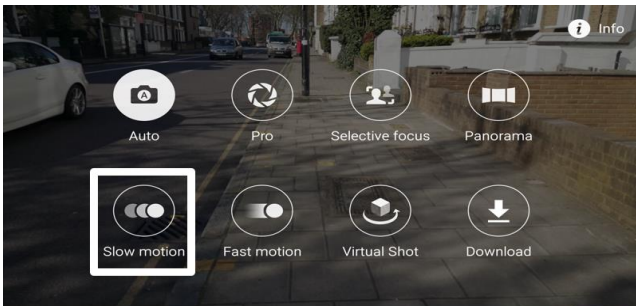
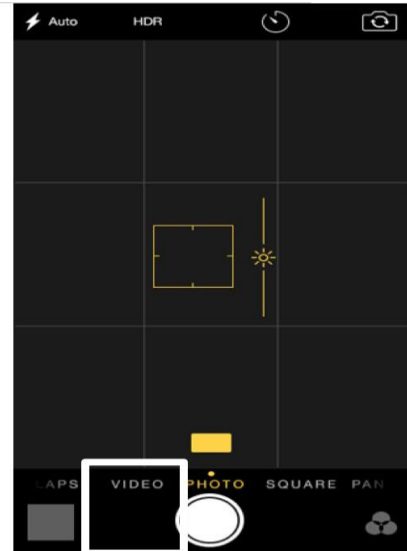

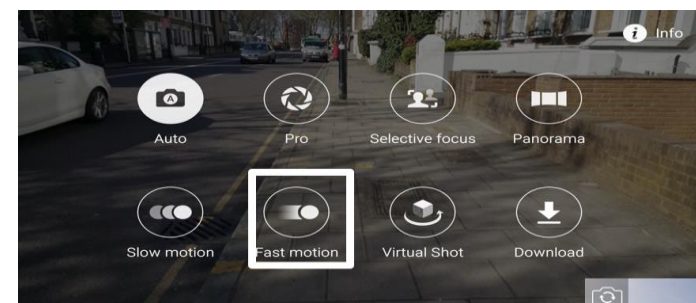


Mobile Videography 手机摄影



Slow Mo Mode 慢动作

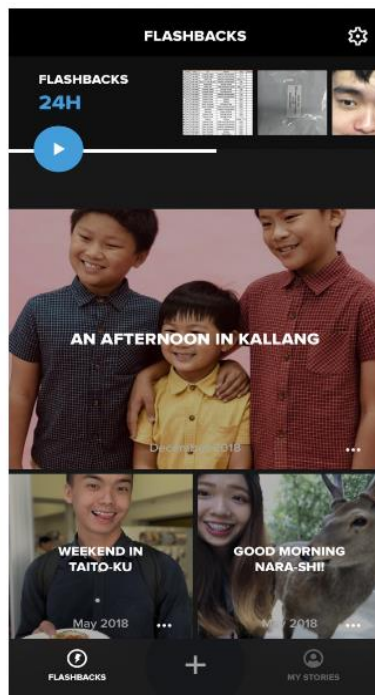



Time Lapse/Fast Motion 快动作



Tips & Tricks for Mobile Videography 拍影片小技巧

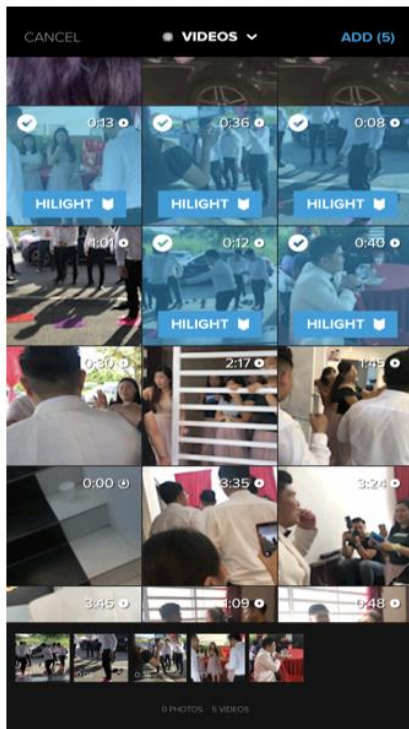
- Tip 1: Orientation 方向
- Tip 2: Get close to your subject 接近你的主题
- Tip 3: Good Lighting 好的灯光
- Tip 4: Use a box to create slider effect 使用一个框来**创建滑块**效果
- Tip 5: Use your sunglasses to cover the lens for over exposure 使用你的太阳**镜覆盖镜头过度**曝光
- Tip 6: Keep it smooth and steady 保持**平稳**
- Tip 7: Use classic compositions (grids) 使用**空格**
- Tip 8: Manually set exposure and focus **设置曝光和对焦**
- Tip 9: Storage Space **储存空间**
- Tip 10: Edit your video! **编辑您的视频**



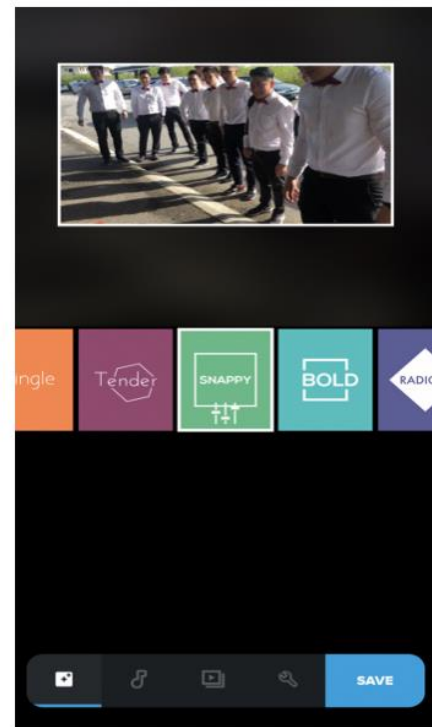
a) Click on the + sign to start
单击+号开始



b) Select the video clips
选择视频片段



c) Selected video clips are highlighted in blue
选定的视频剪辑是以蓝色突出显示



d) The app will auto edit the video for you
应用程序将自动为您编辑视频