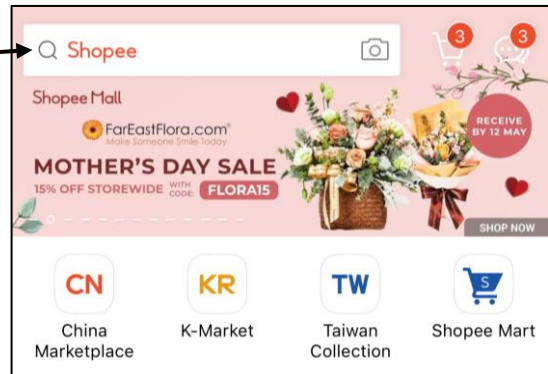


Shop and Pay Online (网上购物与付款)

A. Search for a product (搜索产品)

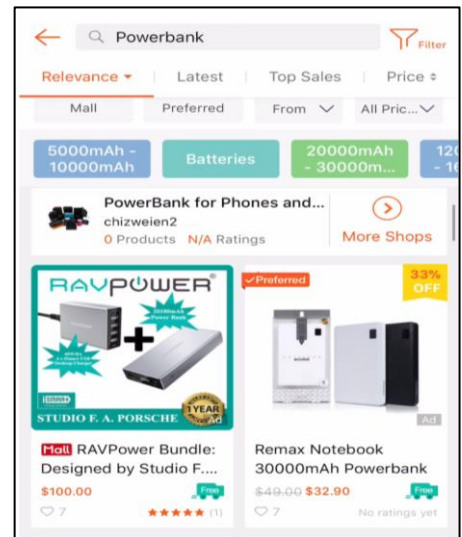
- 1) Click on the magnifying glass
(点击放大镜进行搜索)



- 2) Type the product you are looking for (输入您要查找的产品)



- 3) Swipe up to find the product you want (向上滑动即可找到您想要的产品)

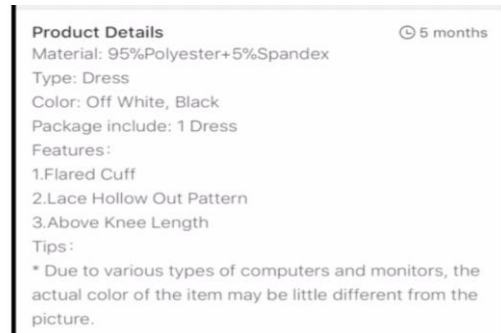


B. Browse Product

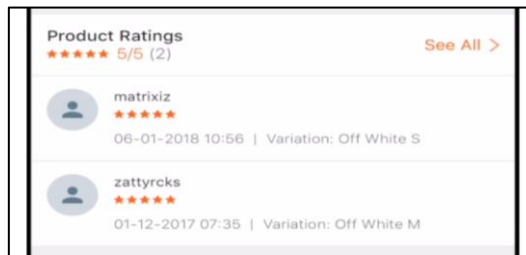


- 1) Once you select on a product, swipe left to see other pictures of the product
(选择产品后，向左滑动以查看产品的其他照片)

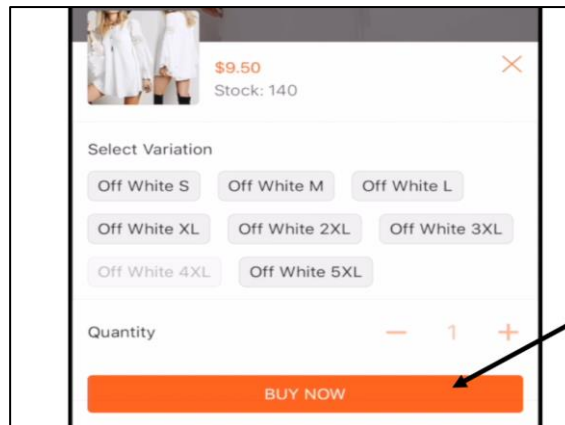
2) Scroll down to see the product description (请参阅产品说明)



3) Scroll down to see the reviews of the product from other buyers (查看来自其他买家的产品评论)



4) Click buy now to add the product into your cart (点击立即购买将产品添加到您的购物车)



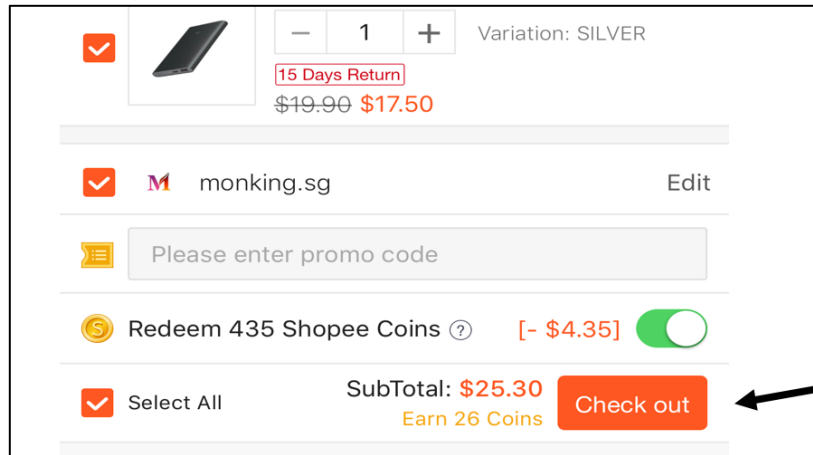
C. View Shopping Cart

1) Click on the trolley icon to view your shopping cart (点击购物车图标查看您的购物商品)

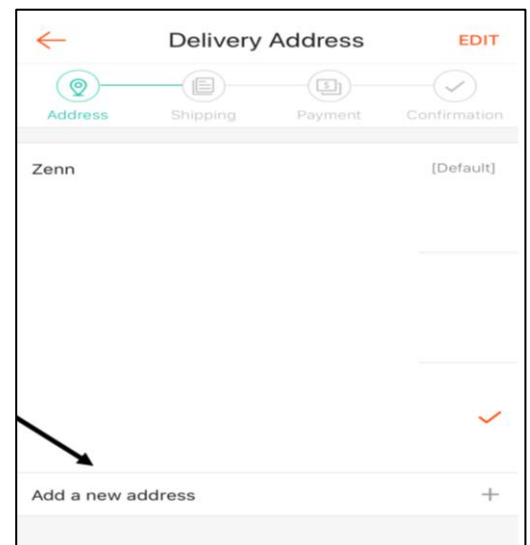


D. Check Out

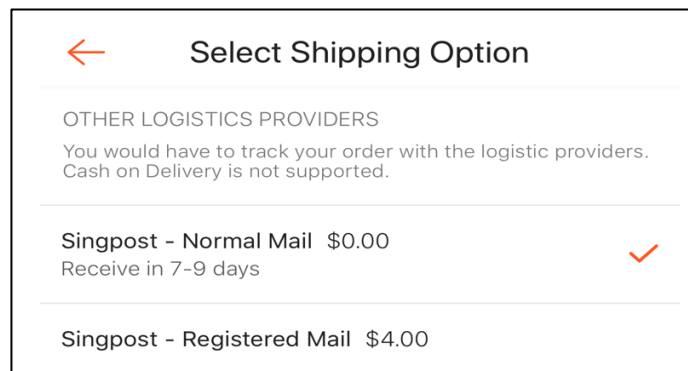
1) At your shopping cart, click check out (在您的购物车中，点击购买)



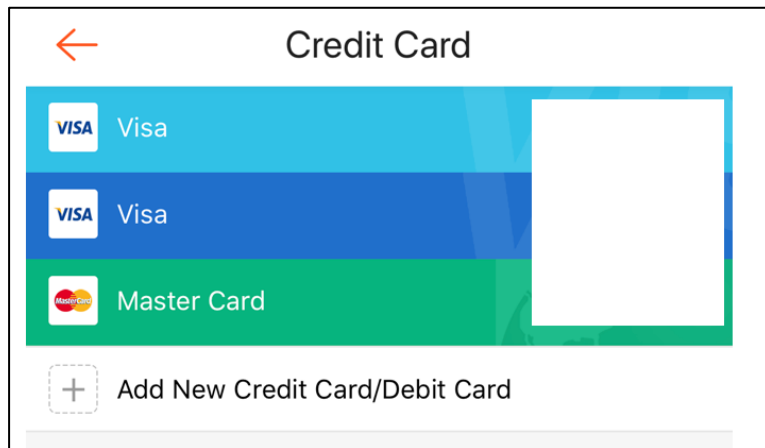
2) Add a new address if you do not have any, after which proceed to click “Next: Shipping Option” (如果您没有，请添加新地址，然后点击“下一步：运送选项”)



3) Choose your shipping methods if there is any (选择你的运送方式如果有的话)



4) Choose your payment methods (选择您的付款方式)



5) Remember to check the amount before clicking the pay button to confirm order (记得在点击付款按钮之前检查金额)

